Merkmale nach BP121 *Characteristics to BP121*	Anzahl *Quantity*
⊽ S R	0
◆	1
◇ F	0

Aen.-Nr. *Rev. no.*	Feld *Zone*	Art der Aenderung *Revision*	Tag *Date*	Name *Name*	M *M*
06524004		NEU EINGEFUEHRT			
		INTRODUCED	31.05.06	WOERN	
06524374		FLANSCH UND GEHAEUSEKONTUR GEAENDERT			
	F-12	MASS 94.7+-1 WAR 99.7+-1			
	F-11	MASS 73.2+-1 WAR 80.6+-1			
	E-8	MASS 48.3+-1.2 ZUGEFUEGT			
	E-8	MASS MAX.93.9 ENTFAELLT			
	E-8	MASS 22+/-0.2 UND 33.9+-1 ENTFAELLT			
	F-10	MASS D 68 ENTFAELLT			
	F-11	MASS R 34 UND 34 ZUGEFUEGT			
	E-8	MASS MAX.116.3 ZUGEFUEGT			
	B-3/4	TEXT"MAX.ZULAESSIGE STROMAUFNAHME:			
		70A" ZUGEFUEGT			
	F-8/9	KLEBEBLATT:HERSTELLER-LOGO WAR VALEO			
		HERSTELLER SACH-NR.WAR VALEO SACH-NR			
	F-10	KUNDEN AENDERUNGS-INDEX"XXX"ZUGEF.			
	F-8	47001175 005 WAR SK 4700 1175			
	A-2	4700 1175 WAR SK 4700 1175			
		GEHAEUSE GALFAN WAR STAHL MIT			
		SCHWARZER LACKIERUNG			
		AENDERUNG DER ANORDNUNG			
		DER ENTSTOERBAUTEILE			
		FLANGE AND HOUSING CONTOUR CHANGED			
	F-12	*DIM. 94.7+-1 WAS 99.7+-1*			
	F-11	*DIM. 73.2+-1 WAS 80.6+-1*			
	E-8	*DIM. 48.3+-1.2 ADDED*			
	E-8	*DIM.MAX.93.9 DELETED*			
	E-8	*DIM.22+/-0.2 AND 33.9+-1 DELETED*			
	F-10	*DIM.D 68 DELETED*			
	F-11	*DIM. R 34 AND 34 ADDED*			
	E-8	*DIM. MAX.116.3 ADDED*			
	B-3/4	*TEXT"MAX:PERMISSIBLE CURRENT:*			
		70A ADDED			
	F-8/9	*ADHESIVE PLAQUE:MANUFACTURERS*			
		TRADEMARK WAS VALEO			
		MANUFACTURERS PART-NO.WAS VALEO			
		PART-NO.			
	F-10	*CLIENT REVISION-INDEX"XXX" ADDED*			
	F-8	*4700 1175 005 WAS SK 4700 1175*			
	A-2	*4700 1175 WAS SK 4700 1175*			
		HOUSING GALFAN WAS STEEL WITH			
		SURFACE PAINTED BLACK			
		MODIFICATION OF THE POSITIONS			
		OF THE RFI COMPONENTS	10.05.07	WEZSTEIN	

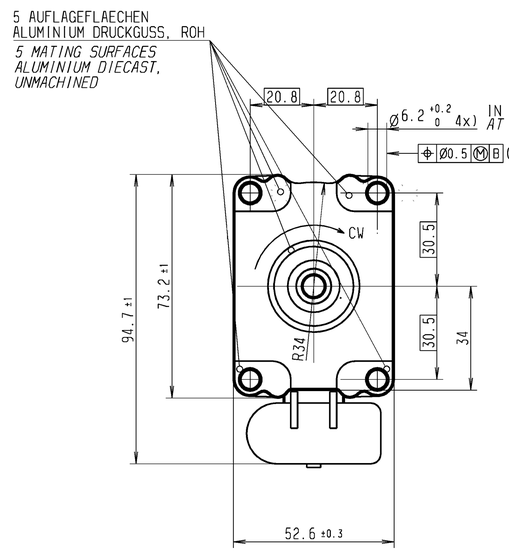

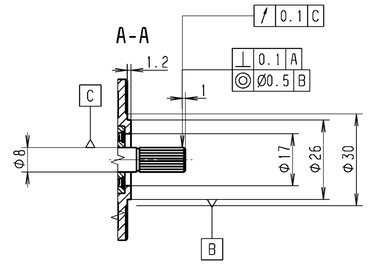

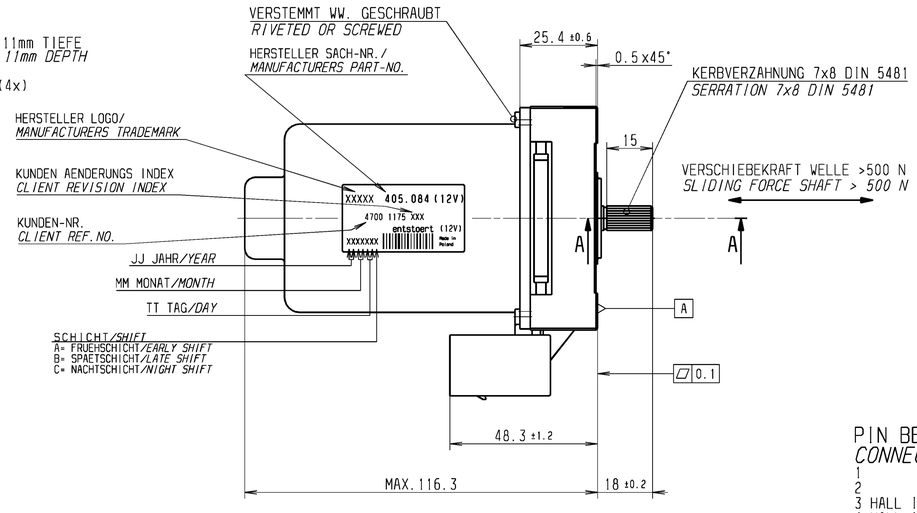

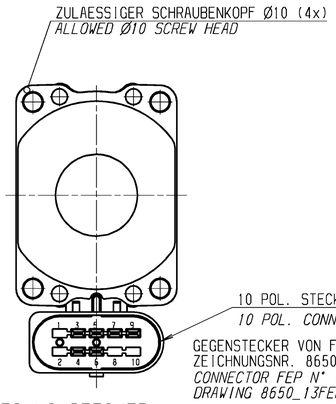

PIN BELEGUNG STECKER
CONNECTOR CONFIGURATION

1
2
3 HALL IC OUT 2
4 HALL IC OUT 1
5 HALL IC +
6 HALL IC -
7 MOTOR + (CW) /- (CCW)
8
9 MOTOR - (CW) /+ (CCW)
10

ALLGEMEINES
GENERAL LOAN

		9V 80°C	12V RT	16V -40°C
BLOCKMOMENT	*STALL TORQUE [Nm]*	0.9	1.6	1.8
LEERLAUFDREHZAHL	*NO LOAD SP. [min-1]*	4000	4100	5200
LEERLAUFSTROM	*NO LOAD CURRENT [A]*	<3.5 *	<5 *	<7 *
BLOCKSTROM	*STALL CURRENT [A]*	50	80	105

* VORLAEUFIGE MAXIMAL WERTE
* *PRELIMINARY MAXIMUM VALUES*

DATEN HALL-SENSOR IC1 ALLEGRO 3425
DATA OF HALL-SENSOR

BETRIEBSTEMPERATUR *OPERATING TEMPERATURE*	: -40°C BIS +150°C
VERSORGUNGSSPANNUNG *SUPPLY VOLTAGE*	: 3.3V≤U≤26.5V
UMKEHRSPANNUNG *REVERSE VOLTAGE*	: BIS -18V VERPOLGESICHERT
AUSGANGSSTROM *OUTPUT CURRENT*	: 30 mA
UMKEHR-AUSGANGSSTROM *REVERSE OUTPUT CURRENT*	: -50mA
IMPULSE /ANKERUMDREHUNG *PULSES /ARMATURE REVOLUTION*	: 3 RECHTECKPERIODE

SCHALTBILD ENCODER
CIRCUIT DIAGRAM ENCODER

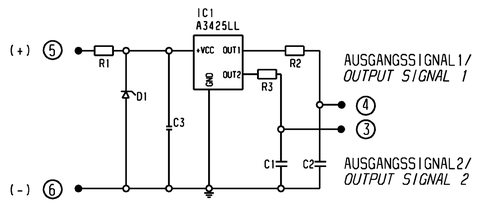

DATEN SCHUTZBESCHALTUNG
DATA PROTECTION CIRCUIT

R1 = 267 Ω (250 mW)
R2 = 100 Ω (125 mW)
R3 = 100 Ω (125 mW)
C1 = 1 nF (50 V)
C2 = 1 nF (50 V)
C3 = 100 nF (50 V)
D1 = SMD Z-DIODE (MMSZ5250BT1)

AUSGANGSSIGNAL 2 (RECHTSLAUF)
OUTPUT SIGNAL 2 (CW)

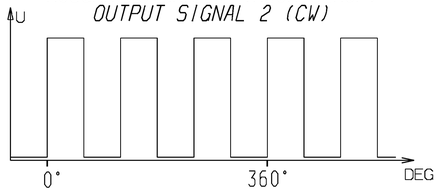

AUSGANGSSIGNAL 1 (RECHTSLAUF)
OUTPUT SIGNAL 1 (CW)

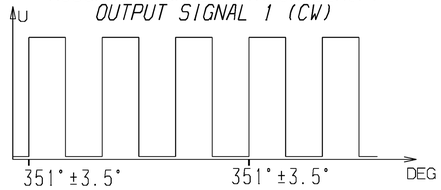

- TEMPERATURBEREICH: VON -40 BIS 125 °C
  TEMPERATURE RANGE: -40 TO 125 °C
- NENNSPANNUNG: 12 V
  NOMINAL VOLTAGE: 12V
- PRUEFSPANNUNG: 12V
  TEST VOLTAGE: 12V
- BETRIEBSSPANNUNGSBEREICH: 9V BIS 16V
  OPERATIONAL VOLTAGE RANGE: 9V TO 16V
- RASTMOMENT OFFENE KONTAKTE: CA. 34 mNm
  REST TORQUE: CA. 34 mNm
- IP-SCHUTZART: 54
  IP PROTECTION LEVEL: 54
- MASSENTRAEGHEITSMOMENT: 71.9x10-6 Kgm2
  MASS MOMENT OF INERTIA: 71.9x10-6 Kgm2
- AXIALSPIEL MOTORWELLE: < 0.2 mm
  AXIAL PLAY MOTOR SHAFT: < 0.2 mm
- INDUKTIVITAET: UEBER 2 LAMELLEN -> 226 µH. UEBER 4 LAMELLEN -> 214 µH
  INDUCTANCE: OVER 2 COMMUTATOR BARS -> 226 µH. OVER 4 COMMUTATOR BARS -> 214 µH
- INNENWIDERSTAND: UEBER 2 LAMELLEN -> 112 mΩ. UEBER 4 LAMELLEN -> 93 mΩ
  INNER RESISTANCE: OVER 2 COMMUTATOR BARS -> 112 mΩ. OVER 4 C.B. -> 93 mΩ
- KENNLINIENTOLERANZ: ±10%
  MOTOR CURVE TOLERANCE: ±10%
- ABSCHALTSPANNUNGSSPITZEN: CA. 500V
  CUT OFF MAXIMAL VOLTAGE: CA. 500V
- MAX.ZULÄSSIGE STROMAUFNAHME: 70A
  MAX.PERMISSIBLE CURRENT: 70A

MOTORKENNLINIE 12V ◆
MOTOR CURVE 12V

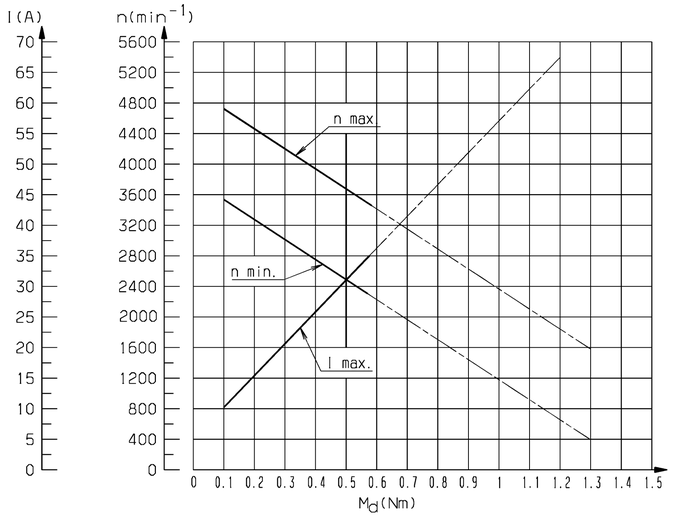

SCHALTBILD MOTOR
CIRCUIT DIAGRAM MOTOR

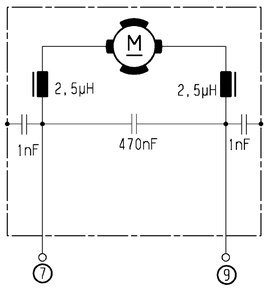

1:2

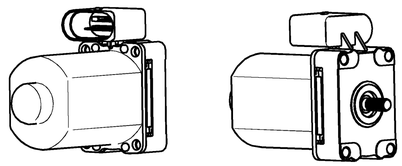

Nicht tol. Masse	*Nom. dim.*	...6	>6...30	>30...120	>120...400	>400...1000	
Zul.Abw.	*Gen. tolerances ±*	0.2	0.5	0.8			
Nennmass (kurzer Schenkel)	*Ref. side*		...10	>10...50	>50...100	>100	
Nicht tol. Winkel zul. Abw.	*Gen. angle tolerance ±*						

Gofl.-Beschaffenheit nach DIN EN ISO 1302 *Surface texture to DIN EN ISO 1302* | Kanten n. ISO 13715 *Edges to ISO 13715* | Form u. Lagetol. n. DIN EN ISO 1101 *Geom. Dim. & Tol. to DIN EN ISO 1101*

Halbzeug *Stock matl.*
Kunden-Zeich. Nr *Client ref no.* 4700 1175
Kunden-Aend. Nr. *Client mod.no.* Kunden-Aend. Datum *Client mod. date*

Alle Masse in mm *All dimensions in mm*
Massstab *Scale* 1:1
SC*CC Werte *SC*CC Values* 1#0

Kurz-Benennung *Title* GMK MOTOR GMK *MOTOR GMK*
Art-Nr *Cat.* 0272

F08	27.03.07	ME	06524374
F06	02.02.06	ME	06524004
Freigabe-St. *Release-level*	Datum *Date*	genehmigt *approved*	Referenz *Reference*

bez. S-Nr. *for part-No* 405.084

	Tag *Date*	Name *Name*
Bearb. *Drawn*	02.02.05	HIDALGO
Gepr. *Checked*	02.06.06	Woern
Tech. *Tech. checked*		

UA A | Zeichnungs-Nr *Drawing no.* 405.084 | Blatt *Sheet* | von *of* | Format E

Nidec
D-74321 Bietigheim-Bissingen

Ers.f. *Sub. for* 4E 3236 J 001
Ers.d. *Sub. by*

Schutzvermerk nach DIN ISO 16016. copyright reserved ©